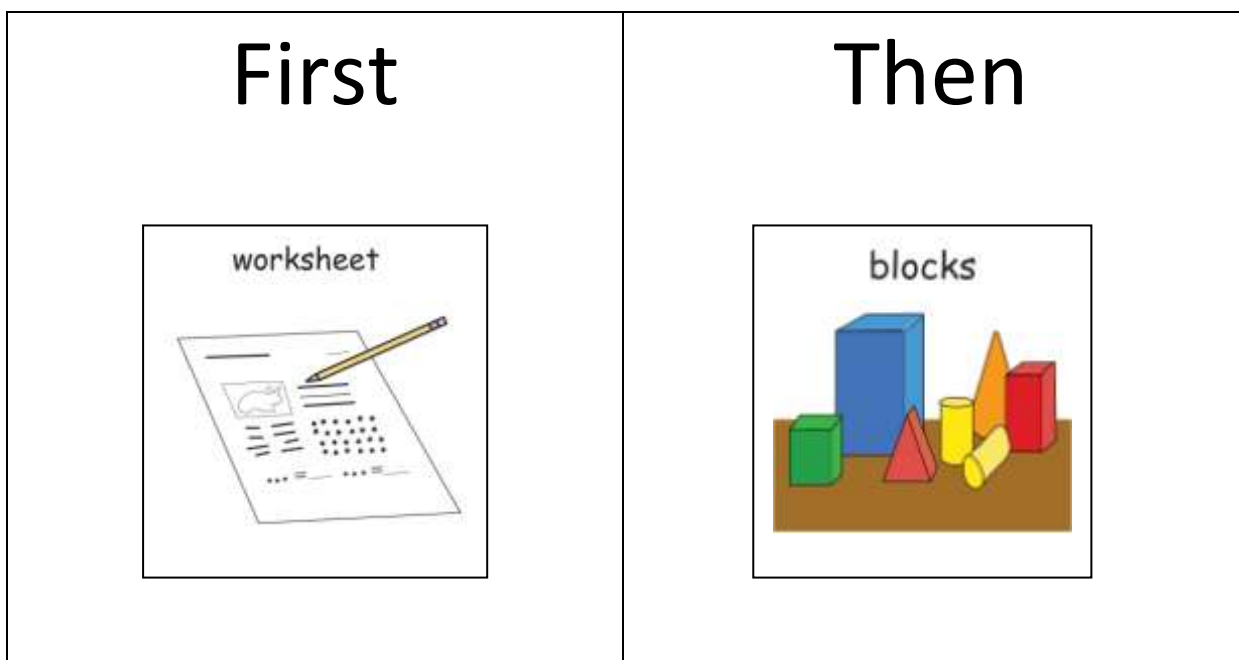


First This, Then That! Cards

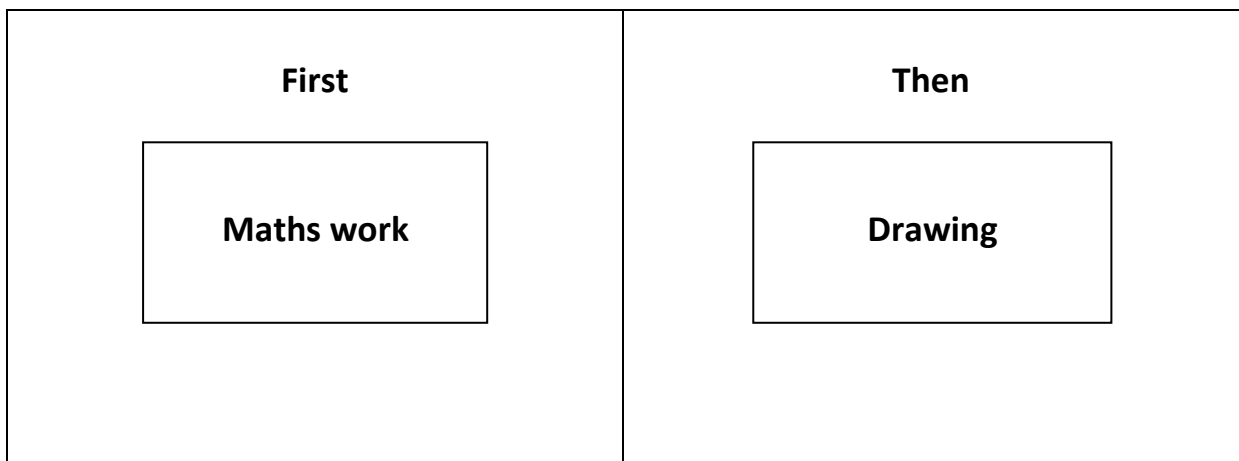
First This, Then That! Cards are a great visual reinforcer – they allow the student to see and process what is happening now and later. What is put on the cards can be adjusted to suit the age and the ability of the individual.

These cards are especially great when a student doesn't want to complete a task and wants to do something else instead. Using the First / Then card shows them that they will get to do their favourite activity but they have to do the set activity first.

Example One:





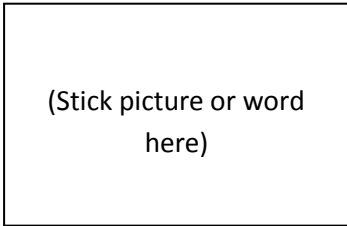
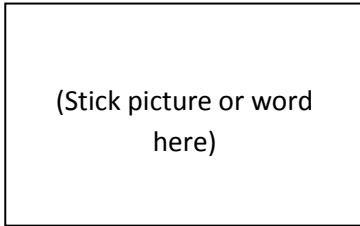
Example Two:



First This, Then That! Cards

First This, Then That! Template

<h1>First</h1>  <p>(Stick picture here)</p>	<h1>Then</h1>  <p>(Stick picture here)</p>
--	--

<h1>First</h1>  <p>(Stick picture or word here)</p>	<h1>Then</h1>  <p>(Stick picture or word here)</p>
---	---

Tip: using Velcro or blu tack to stick the pictures on the card will make it easier to adapt the visual support to what you need it for!